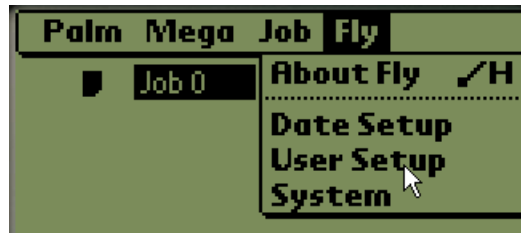


Cable-connection Mega-Marker and PDA, Mega –Marker is switched on.

1. Jobmanager -> Fly -> User Setup



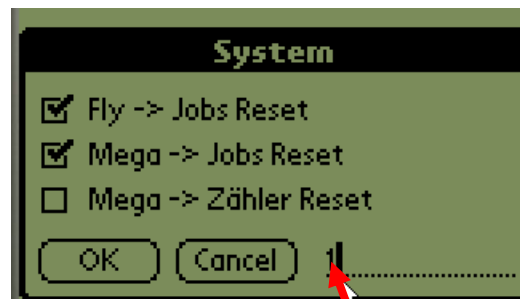
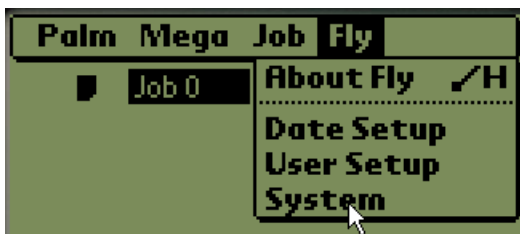
2. Looking about your „Fabr. Nr.“ note the 4-Digit-numbers -> then “ok”.
>> For example: 6485 <<



3. Klick again on Job manager -> Fly -> System:

- enable the two boxes,
- take the Number “65535” and subtract your Fabr.Nr. from this number.
The result is your reset number, please type this number into the Palm, then click “ok”.

>> For example: $65535 - 6485 = 59050$ <<



For example: type the number inside

Now all Jobs are deactivated on the PDA and inside the Mega-Marker-Head.